

# Teleskop Türvorhang

Abmessung Breite:

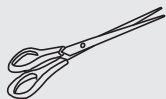
max. 120 cm

min. 78,5 cm


Einbautiefe:

17 mm

BENÖTIGTES WERKZEUG



INHALT



1x

2x



4x



4x




4x



4x


1

Profile zusammenstecken:




5

Türvorhang teleskopieren und ankleben:



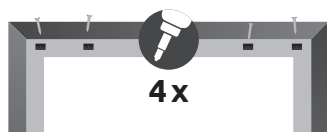
2

Clips anbringen:



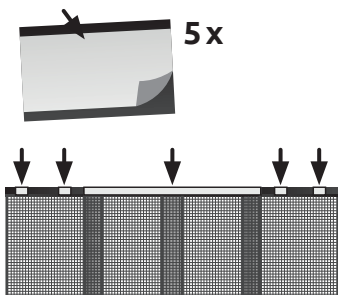
OPTIONAL

Clips festschrauben:



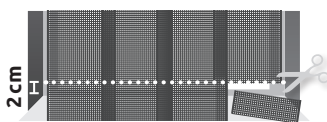
3

Klebe pads anbringen:




6

Gewebe kürzen:




4

Schutzfolie von den Klebe pads entfernen:



7

Beschwerungsleisten anbringen:



QA523

